

# Fun Stuff, Cool Tools, & Nifty Notions



## What Caught Erica's Eye

I love self threading needles for running ends in when I'm quilting. I tried the new **Spiral Eye Needles**, and found them so much nicer than the ones I've been using. They don't snag the thread, and they stay threaded. And you don't have to see the eye to thread them! They're hypo-allergenic, with no nickel itch. You can sharpen or blunt the point with a good emery board. We have the size 8 **Between /Quilting Needle** (not to be used for rocking-type quilting, but great for those who like the tiny needles for sewing on binding or other sewing tasks.)



If you like a larger needle, try the **Sharps** in one of three sizes. The eye is big enough for heavier threads like button thread but slim enough to use for regular mending jobs. They are wonderful, and the price reflects it, at two for \$8.99, so you'll want to keep them threaded to make them easier to find, and have a special place for them.



I like the automatic **Desk Needle Threader**, too, for regular hand sewing needles. Drop the needle in the round slot and push the button! I'm sure the holes have gotten smaller in

my needles as I've matured, and I appreciate the help now more than ever. It has a built-in thread cutter, too. 40027 (\$14.95)

You know this had to come home with me when I first saw it! We have so many cords, and these **Velcro One-Wrap Straps** are perfect for cord control and bundling. And they come in purple! They're adjustable, strong, reusable, and there are 25 in a package. 59703 \$10.49 (They also come in red. 59702)



**Transfer-Eze** is a fast, easy way to transfer designs for hand embroidery, applique, machine and hand quilting, punch needle and more. It's a very pliable film that needles very well. Place **Transfer-Eze** in your printer or copier to put your designs onto the "film" side, peel freezer paper backing away and stick directly onto your project. Stitch as usual following the design and when you're are finished, cut the excess away, soak in cold water to melt the rest away. Ten 8½" x 11" sheets/package. 59653 (\$15.00)



I do a lot of chain sewing when I piece quilts and **The Gypsy Cutting Gizmo** should be in by the time you read this. I can't wait to get my hands on one! I've used seam rippers, but this is safer and easier, and I love anything that lets me do steps faster, because there are too many projects left in my life to not use as many shortcuts as I can. I wish I had this for my Triple ExpressO quilts I told you about in the pattern section. 47319 (\$13.95)



I love the new scent of **Best Press** we just got in. I mix my Lavender Best Press with Scent Free because it's so strong, but **Tea Rose Garden** 60957 is just right for me! I especially like that when I press seams later, the delightful scent greets me again. We do have **Scent Free** (33479) by the gallon if you like just a hint of scent, so you can mix it.

For straight, precise cuts, you can enhance your ruler by adding non-slip **TrueGrips**. They're like little flat Lifesavers. I use the inside circles with square rulers and



## New & Noteworthy Fun Stuff, etc. (continued)




put them near the corners. It increases safety and cutting accuracy by preventing slipping, and they're transparent, so you can see through them and that sometimes comes in handy.

60954 (\$5.95)

I used **Quilters Preview Paper** on our Halloween Row Quilt. I wasn't sure how the spider webs would look in the borders, so I first tried them out on the Quilter's Preview Paper.



I also used it to simplify applique placement on my Autumn Trails quilt. It's handy stuff! 25770 (\$9.95)



**The Quilter's Academy DVDs** are a fantastic addition to any longarmer's repertoire. Several of my Handi Quilter owners have raved about them as reinforcement for their original training. It doesn't matter

which system you have, the techniques apply to all. 59233 \$99.95 You can also choose individual titles for \$16.95 each.



Patsy Thompson does some of the most fantastic quilting, all on her regular sewing machine. She also does great instructional DVDs. The most recent is her **Free Motion Fun with Feathers! Vol 4**. It explores numerous feather border and feathered frame designs in a 2 Disc set. Even though I quilt on my Handi Quilter, I feel I benefit by watching any quilter. The more I see, the easier the ideas come for my own quilts. And Patsy's pre-



sentations are excellent. 59319 (\$44.95)

**What a Hoot** fabrics are adorable! Not only are the owls great, but the coordinate swirls and dots are a hoot, too!

We have a lot of people doing stamped hand embroidery. So we've added a number of pillowcases, always a favorite project. This one is the **Tulip Garden Pillowcase**. Each package contains two 20" x 30" prefinished poly-



ester/cotton blend, single color, stamped pillowcases, chart and instructions for stitching. DMC floss color

numbers are listed, but not included. 59712 (\$8.99)

The **SLICE Think Pink Cordless Digital Designer** is

available for a limited time. This kit includes a pink Slice and 2 design cards. The Slice allows you to choose your shape and set the size you want to cut the fabric. This is a great value compared to larger units that cut just one size. We're really excited about its possibilities. There are additional card shapes available. 59750 (\$174.99)




**Skillbuilder Studio Vol. 1** is a wonderful introduction to the tools and skills needed to create your own beautiful quilts. Through simple step-by-step instructions, Renae demonstrates the knowledge and techniques needed to become a proficient machine quilter. Whether you want to follow patterns and lines or learn to freehand, Skillbuilder Studio is the way to explore fabulous possibilities. Discover invaluable tips and quilting secrets that make the process easy and effective. With this DVD you can "take the class home" to learn in your own "quilting studio." Skillbuilder Studio Volume I DVD runs just under 2 hours and is produced



NTSC Region-free. 59320 (\$19.00)

One of our customers was looking for a **reducing glass**, and I realized we no longer carried them. I checked and found a supplier and got them back in. I also went home and dug mine out. I'd forgotten how helpful it is, to be able to see the whole quilt at one time. You can easily spot a piece that was stitched wrong, before you get it quilted and it's too late. If I had used it on my Snowman Collector quilt, I wouldn't have missed the one unit put in upside down! A10096 (\$19.95)



**Batting Tape** is a flexible knit looking tape used to fuse leftover pieces of batting together. You can barely feel a difference in density between the batting alone and the batting with the tape fused in place. It is 1½" wide, has adhesive on one side, and comes a ten-yard package. You can piece together three king size quilts with one package or six standard baby quilts – out of your scraps. Butt two straight sides of batting together on your ironing board, center the tape over it and press. It is that simple! 47321 (\$7.99)



We have two **When Dreams Flower Kits from Jenny Haskins**, using her popular fabric. This easy-to-make appliquéd When Dreams Flower cushion will look



fabulous no matter what room it's in. The kit includes 3½ yards of *When Dreams Flower* fabric, 1 sheet of Web Magic, 3 yards of Sheer Magic Plus, Invisi Thread and an instructional

CD. Crystals are optional and not included. Retail value over \$95.00, special cost \$89.99. 47327

You will love making this beautiful **Table Runner** using Jenny's new



Premier Fabric, *When Dreams Flower*. The kit includes 4 yards *When Dreams Flower* fabric, Quilt Magic Plus, a sheet of Web Magic, a spool of Invisi Thread, and an instructional CD. The retail value is over \$100.00, special price is \$94.99. 47328

### **Additions by Cathy Mark:**



With Fall comes **new yarns**. We have some already in stock, with more on the way. We have two mohair blends,

as well as soft and fuzzy angora. We are also expecting a lovely wool that is so light you could be wearing a big sweater and barely feel it (this one due in soon). Be sure to check the yarn department for all the new fun yarns!

Get a head start on the holidays with a pretty series of **cross stitch holiday ornaments**. Each ornament features a bird and holiday sentiment, along with Christmas motifs. These are lovely, and the kits come with everything you need. A10263-A10267 (\$4.99 each)



We have a great selection of **Halloween figurines**. There are pumpkins, ornaments and some of the funkiest witches around! Perfect for gifts or to decorate your place for the holiday. There are even three Jack-o-Lanterns with battery operated lights inside. Check them out.



**We know you get a lot of email, but we think you'll enjoy our email newsletters and our blog posts.**

**Sign up for our email newsletters!**

[www.ericas.com/nl](http://www.ericas.com/nl)

**Sign up for our blog posts!**

<http://blog.ericas.com>